



# **Voice Audit & Proposal for ABC Group**

---

Tariff comparison with: Wavenet - Demo

Commissioned by: Greg Smith  
18 March 2010



---

## Create Acquisition report

Carriers provide this independent analysis to ensure customers confidence in the proposal to migrate voice traffic from an existing supplier.

**SHOW SAVINGS:** The report is based on the actual calls contained within the bill analysed and is designed to afford a clear and accurate view of the difference between what is currently being paid and what an alternative supplier would have charged for the same bill.

**VALIDATE ACCURACY:** Within the report the results offer not only comparisons and management statistics but also the ability to validate the accuracy of the report and pinpoint exactly where savings and or increases would occur.

**PROFILE MANAGEMENT:** It is also designed to give a clear insight into the profile of the calls a company is making which can highlight areas that could reduce costs by blocking destinations and reviewing the ways in which to communicate.

## About Us

Tariffmatch Limited is a UK based global Telecom consultancy.

Formed in 2004 Tariffmatch is a privately owned company which operates on behalf of Telecom Providers whilst maintaining its independence and impartiality.

Telecom Providers use Tariffmatch to provide their prospective and or existing customers two main services in addition to this acquisition report.

**Loyalty Rate Reviews Reports** to act as a rate review offering cost reductions in return for contractual loyalty.

**Health Check Reports** to ensure contractual obligations are correctly in place.

Tariffmatch uses electronic billing data submitted by Telecom Providers through [www.tariffmatch.com](http://www.tariffmatch.com) to produce its reporting and analysis.

Tariffmatch can deliver analysis and reports based on any Telecom Providers billing from any country.

## Report Contents

### Summary Results

**Call Profile Summary:** A breakdown of the number of calls, duration and costs for the Local, International, Mobile and Non-Geographic calls made.

**Mobile Call Profile:** A breakdown of the number of calls, duration and costs for the calls made to different Mobile networks.

**Non-Geographic Call Profile:** A breakdown of the number of calls, duration and costs for the Non-Geographic calls made to Internet dial up, Directory Enquiries, Premium rate numbers, National rate etc.

**Alternative Tariff Analysis:** An accurate comparison between what has already been paid for the bill analysed and what the cost would have been under the alternative Tariff.



---

## Detailed Results

To support the summaries and alternative tariff analysis, Tariffmatch generates detailed reports presenting the existing duration, costs and average pence per minute rate to destinations. These figures are listed against the alternative cost, average pence per minute rate to destinations.

These figures are listed against the alternative cost, average pence per minute rate and actual pence per minute rate to document exactly where the differences lie.

Companies are often only shown alternative pence per minute rates where as a true cost comparison must include the impact of any minimum call charge, connection charge and or fixed fee applied to a call.

NB Tariffmatch also takes into account calls made during off-peak hours and on weekends.

It is worth noting the areas which our system does not take into account:

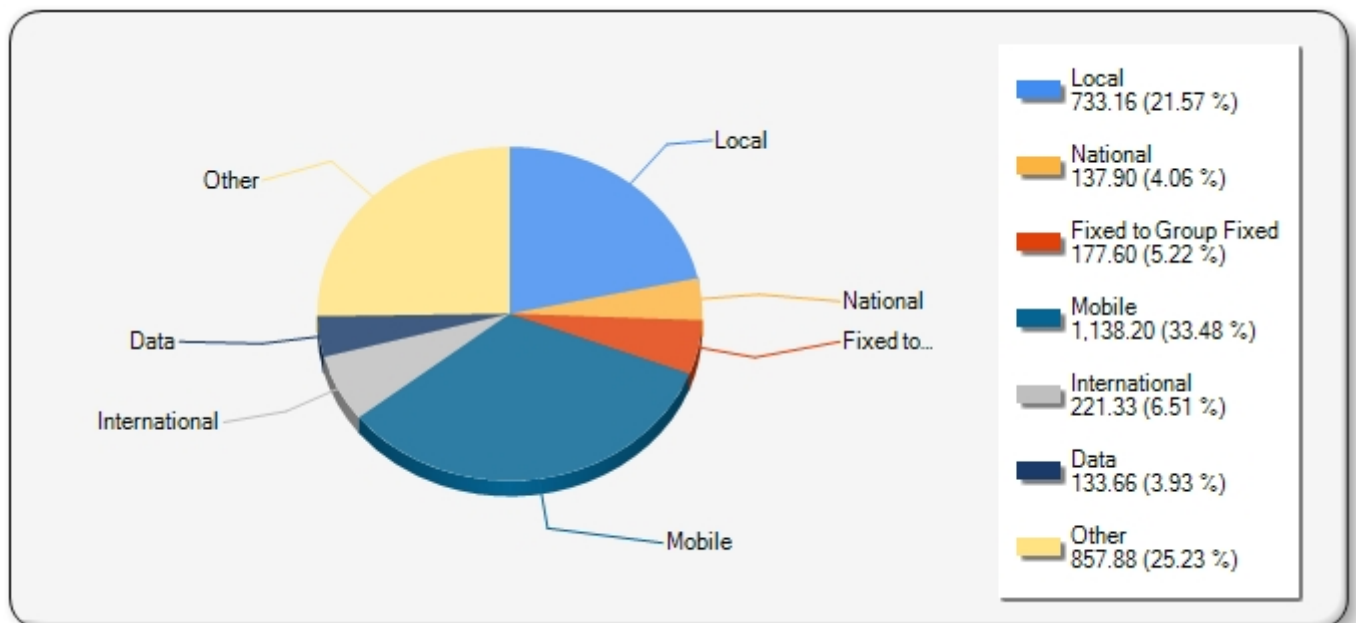
- We do not separately calculate a call if it has crossed over a time band (i.e. peak to off peak.)
- We do not take into account calls made on national holidays
- We display to two decimal places and do not round at all
- Our time bands are set by default from 7:00am to 7:00pm
- Discounts applied to invoices are not calculated
- Data calls are only identified if the call data submitted contains a reference, they are otherwise rated as a standard local, national or international call.



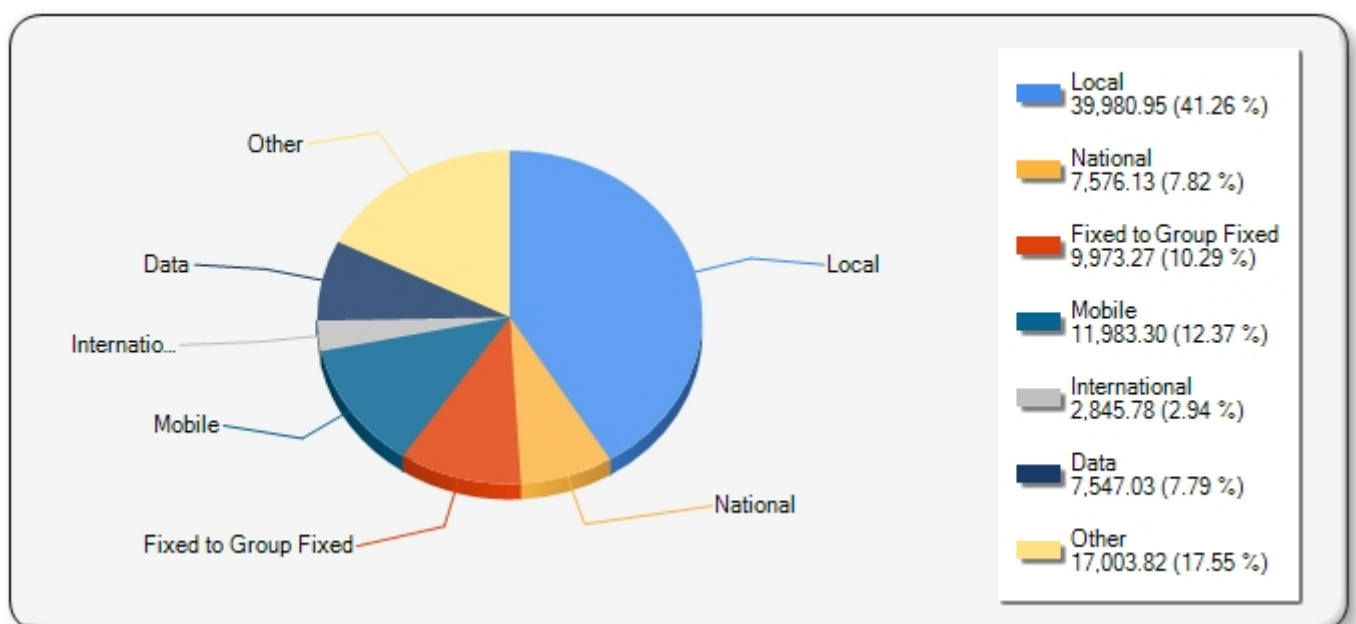
## Call Pattern Analysis

| Call Type            | Number of Calls | Number of Minutes | Cost            |
|----------------------|-----------------|-------------------|-----------------|
| Local                | 19,640          | 39,980.95         | 733.16          |
| National             | 3,035           | 7,576.13          | 137.90          |
| Fixed to Group Fixed | 5,395           | 9,973.27          | 177.60          |
| Mobile               | 6,783           | 11,983.30         | 1,138.20        |
| International        | 632             | 2,845.78          | 221.33          |
| Data                 | 3,040           | 7,547.03          | 133.66          |
| Other                | 4,476           | 17,003.82         | 857.88          |
| <b>Total</b>         | <b>43,001</b>   | <b>96,910.28</b>  | <b>3,399.72</b> |

### Cost



### Duration

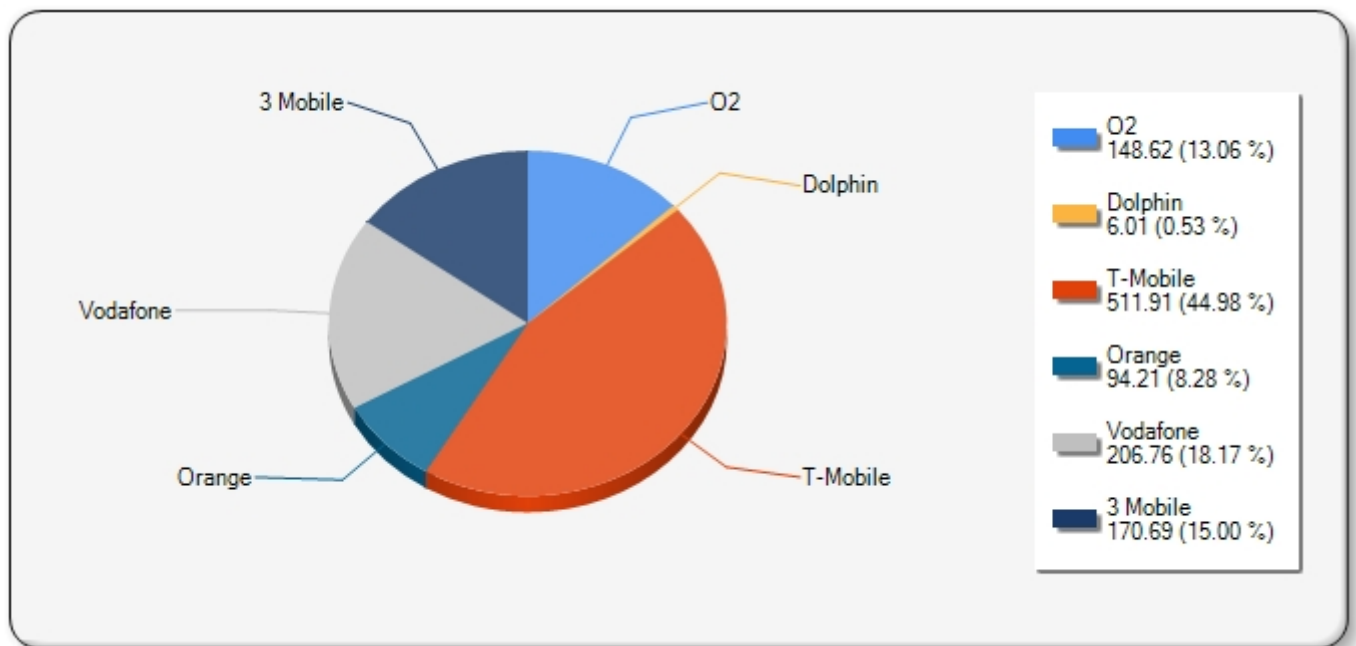




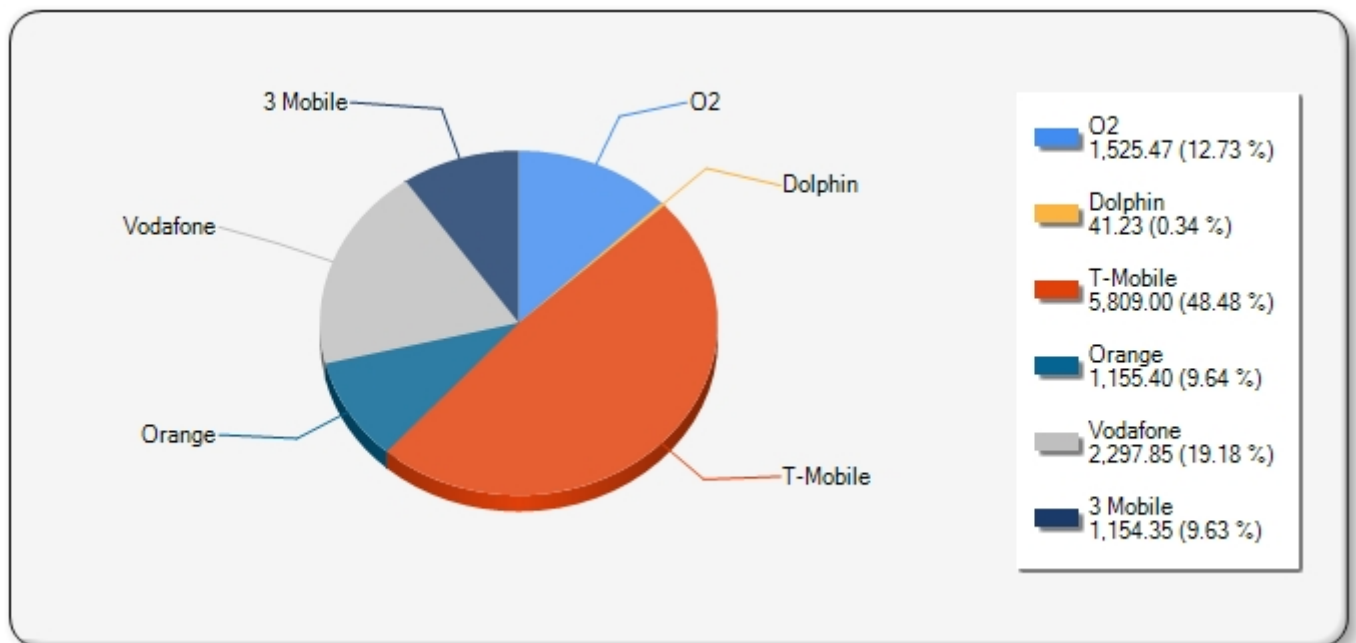
## Mobile Call Pattern Analysis

| Call Type    | Number of Calls | Number of Minutes | Cost            |
|--------------|-----------------|-------------------|-----------------|
| O2           | 932             | 1,525.47          | 148.62          |
| Dolphin      | 5               | 41.23             | 6.01            |
| T-Mobile     | 3,341           | 5,809.00          | 511.91          |
| Orange       | 594             | 1,155.40          | 94.21           |
| Vodafone     | 1,246           | 2,297.85          | 206.76          |
| 3 Mobile     | 665             | 1,154.35          | 170.69          |
| <b>Total</b> | <b>6,783</b>    | <b>11,983.30</b>  | <b>1,138.20</b> |

### Cost



### Duration

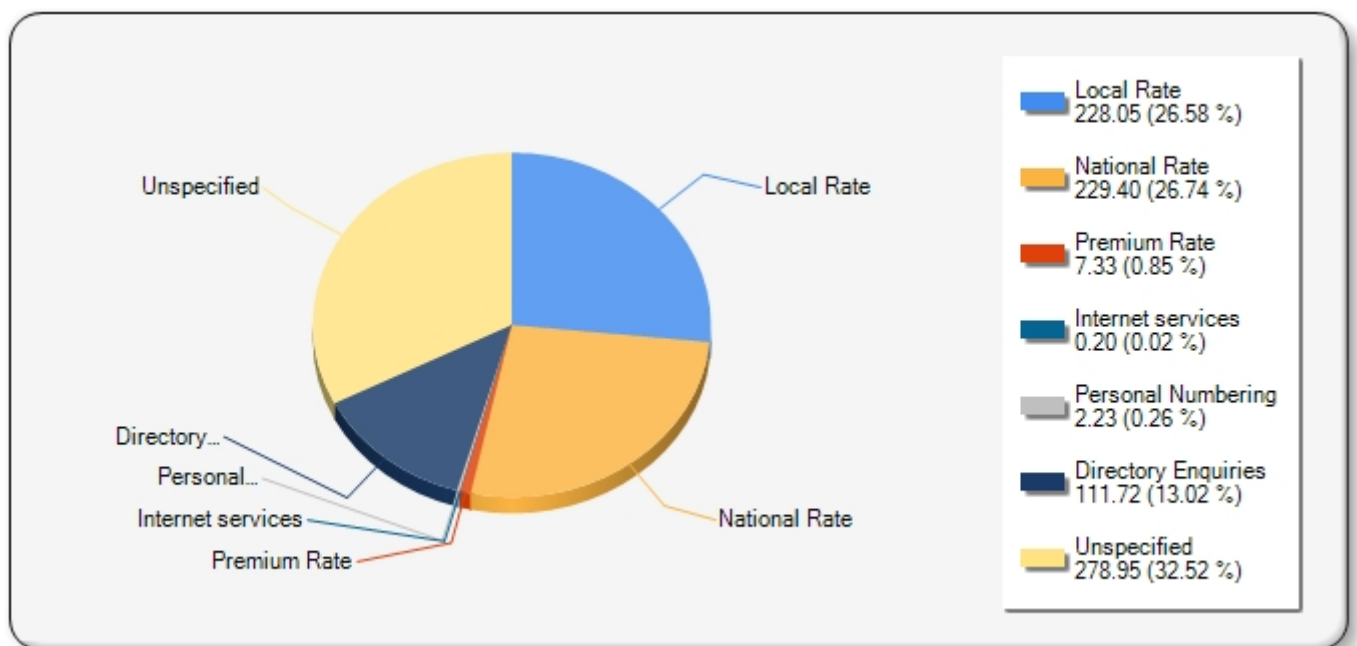




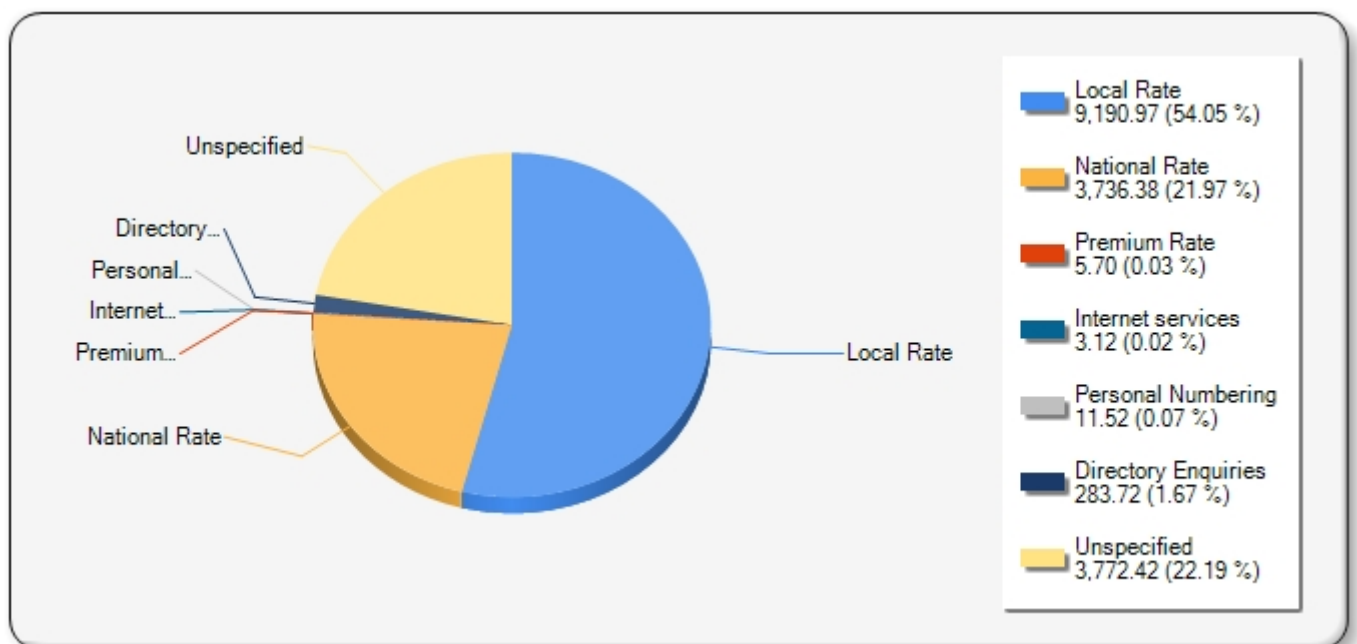
## Non Geographic Call Pattern Analysis

| Call Type           | Number of Calls | Number of Minutes | Cost          |
|---------------------|-----------------|-------------------|---------------|
| Local Rate          | 2,516           | 9,190.97          | 228.05        |
| National Rate       | 1,020           | 3,736.38          | 229.40        |
| Premium Rate        | 3               | 5.70              | 7.33          |
| Internet services   | 1               | 3.12              | 0.20          |
| Personal Numbering  | 10              | 11.52             | 2.23          |
| Directory Enquiries | 149             | 283.72            | 111.72        |
| Unspecified         | 777             | 3,772.42          | 278.95        |
| <b>Total</b>        | <b>4,476</b>    | <b>17,003.82</b>  | <b>857.88</b> |

### Cost



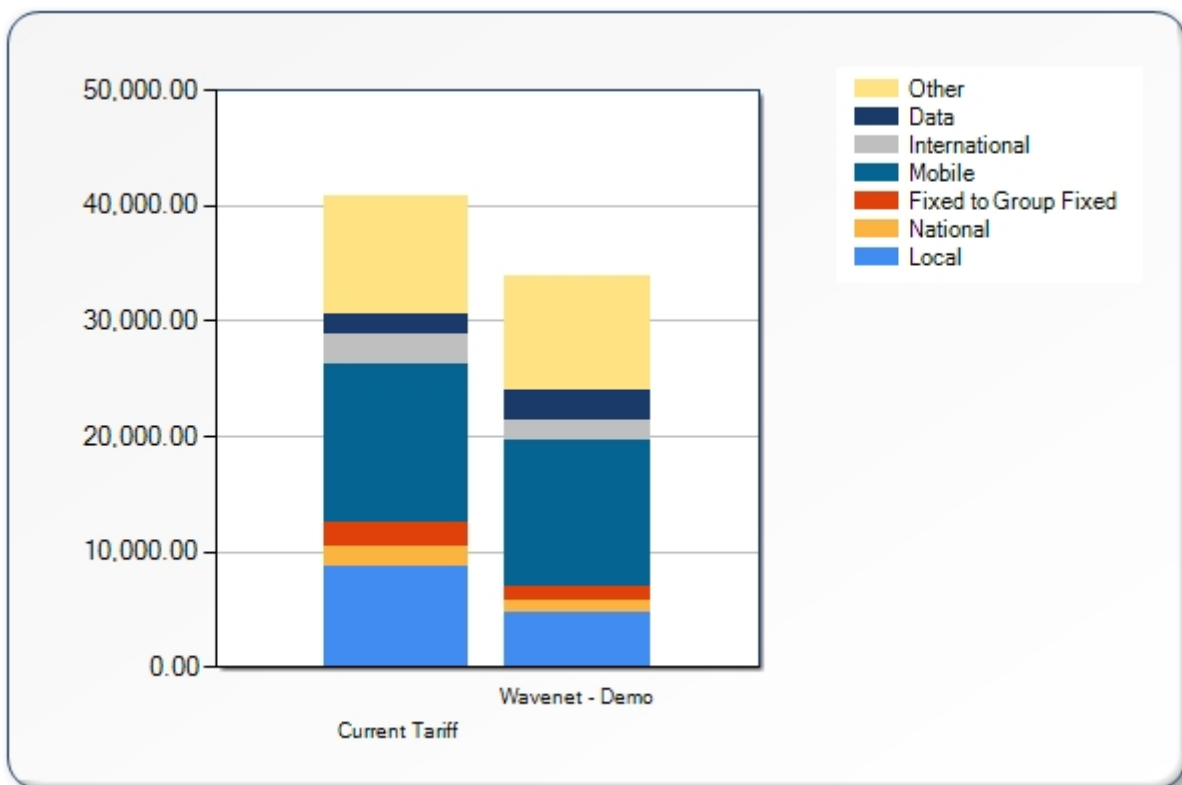
### Duration





## Projected Annual Cost Comparison

| Call Category        | Current Tariff   | Wavenet - Demo   | Saving          | % Saving       |
|----------------------|------------------|------------------|-----------------|----------------|
| Local                | 8,797.92         | 4,797.71         | 4,000.21        | 45.47 %        |
| National             | 1,654.79         | 909.14           | 745.65          | 45.06 %        |
| Fixed to Group Fixed | 2,131.19         | 1,376.31         | 754.88          | 35.42 %        |
| Mobile               | 13,658.35        | 12,651.98        | 1,006.38        | 7.37 %         |
| International        | 2,655.92         | 1,583.89         | 1,072.04        | 40.36 %        |
| Data                 | 1,603.91         | 2,716.93         | -1,113.02       | -69.39 %       |
| Other                | 10,292.21        | 9,887.74         | 404.46          | 3.93 %         |
| <b>Total</b>         | <b>40,794.29</b> | <b>33,923.70</b> | <b>6,870.59</b> | <b>16.84 %</b> |





## **Average Price Per Minute Comparison**

---



## Average Price Per Minute Comparison

|                             |               |                  | Current Tariff  |               | Wavenet - Demo  |              | Rate Card |      |
|-----------------------------|---------------|------------------|-----------------|---------------|-----------------|--------------|-----------|------|
|                             | Quantity      | Duration (min)   | Cost            | AVG. ppm      | Cost            | AVG. ppm     | ppm       | mcc  |
| <b>Total</b>                | <b>43,001</b> | <b>96,910.28</b> | <b>3,399.72</b> | <b>3.51</b>   | <b>2,827.11</b> | <b>2.92</b>  |           |      |
| <b>Local</b>                | <b>19,640</b> | <b>39,980.95</b> | <b>733.16</b>   | <b>1.83</b>   | <b>399.81</b>   | <b>1.00</b>  |           |      |
| Peak                        | 16,094        | 30,745.33        | 566.48          | 1.84          | 307.45          | 1.00         | 1.00      | 0.00 |
| OffPeak                     | 1,405         | 3,745.42         | 67.14           | 1.79          | 37.45           | 1.00         | 1.00      | 0.00 |
| Weekend                     | 2,141         | 5,490.20         | 99.55           | 1.81          | 54.90           | 1.00         | 1.00      | 0.00 |
| <b>National</b>             | <b>3,035</b>  | <b>7,576.13</b>  | <b>137.90</b>   | <b>1.82</b>   | <b>75.76</b>    | <b>1.00</b>  |           |      |
| Peak                        | 2,936         | 7,221.80         | 131.65          | 1.82          | 72.22           | 1.00         | 1.00      | 0.00 |
| OffPeak                     | 53            | 67.45            | 1.21            | 1.79          | 0.67            | 1.00         | 1.00      | 0.00 |
| Weekend                     | 46            | 286.88           | 5.04            | 1.76          | 2.87            | 1.00         | 1.00      | 0.00 |
| <b>Fixed to Group Fixed</b> | <b>5,395</b>  | <b>9,973.27</b>  | <b>177.60</b>   | <b>1.78</b>   | <b>114.69</b>   | <b>1.15</b>  |           |      |
| Peak                        | 4,338         | 8,588.00         | 152.82          | 1.78          | 98.76           | 1.15         | 1.15      | 0.00 |
| OffPeak                     | 453           | 480.50           | 8.66            | 1.80          | 5.53            | 1.15         | 1.15      | 0.00 |
| Weekend                     | 604           | 904.77           | 16.12           | 1.78          | 10.40           | 1.15         | 1.15      | 0.00 |
| <b>Mobile</b>               | <b>6,783</b>  | <b>11,983.30</b> | <b>1,138.20</b> | <b>9.50</b>   | <b>1,054.33</b> | <b>8.80</b>  |           |      |
| Peak                        | 4,983         | 8,603.53         | 870.80          | 10.12         | 757.13          | 8.80         | 8.79      | 0.00 |
| OffPeak                     | 553           | 1,153.62         | 88.48           | 7.67          | 98.02           | 8.50         | 8.72      | 0.00 |
| Weekend                     | 1,247         | 2,226.15         | 178.93          | 8.04          | 199.19          | 8.95         | 8.82      | 0.00 |
| <b>International</b>        | <b>632</b>    | <b>2,845.78</b>  | <b>221.33</b>   | <b>7.78</b>   | <b>131.99</b>   | <b>4.64</b>  |           |      |
| Peak                        | 626           | 2,838.65         | 220.36          | 7.76          | 131.59          | 4.64         | 4.64      | 0.00 |
| OffPeak                     | 4             | 6.40             | 0.29            | 4.59          | 0.14            | 2.25         | 2.25      | 0.00 |
| Weekend                     | 2             | 0.73             | 0.67            | 91.36         | 0.26            | 35.46        | 37.29     | 0.00 |
| <b>Local Rate</b>           | <b>2,516</b>  | <b>9,190.97</b>  | <b>228.05</b>   | <b>2.48</b>   | <b>183.82</b>   | <b>2.00</b>  |           |      |
| Peak                        | 2,179         | 8,142.08         | 213.06          | 2.62          | 162.84          | 2.00         | 2.00      | 0.00 |
| OffPeak                     | 183           | 343.77           | 6.71            | 1.95          | 6.88            | 2.00         | 2.00      | 0.00 |
| Weekend                     | 154           | 705.12           | 8.28            | 1.17          | 14.10           | 2.00         | 2.00      | 0.00 |
| <b>National Rate</b>        | <b>1,020</b>  | <b>3,736.38</b>  | <b>229.40</b>   | <b>6.14</b>   | <b>149.46</b>   | <b>4.00</b>  |           |      |
| Peak                        | 947           | 3,488.92         | 223.45          | 6.40          | 139.56          | 4.00         | 4.00      | 0.00 |
| OffPeak                     | 31            | 77.57            | 2.64            | 3.40          | 3.10            | 4.00         | 4.00      | 0.00 |
| Weekend                     | 42            | 169.90           | 3.31            | 1.95          | 6.80            | 4.00         | 4.00      | 0.00 |
| <b>Premium Rate</b>         | <b>3</b>      | <b>5.70</b>      | <b>7.33</b>     | <b>128.53</b> | <b>2.50</b>     | <b>43.91</b> |           |      |
| Peak                        | 3             | 5.70             | 7.33            | 128.53        | 2.50            | 43.91        | 28.53     | 0.00 |
| <b>Internet services</b>    | <b>1</b>      | <b>3.12</b>      | <b>0.20</b>     | <b>6.42</b>   | <b>0.13</b>     | <b>4.21</b>  |           |      |
| Peak                        | 1             | 3.12             | 0.20            | 6.42          | 0.13            | 4.21         | 4.21      | 0.00 |
| <b>Personal Numbering</b>   | <b>10</b>     | <b>11.52</b>     | <b>2.23</b>     | <b>19.39</b>  | <b>3.25</b>     | <b>28.26</b> |           |      |
| Peak                        | 6             | 9.50             | 1.76            | 18.47         | 2.76            | 29.10        | 30.28     | 0.00 |
| OffPeak                     | 1             | 0.12             | 0.08            | 70.29         | 0.03            | 24.30        | 24.30     | 0.00 |
| Weekend                     | 3             | 1.90             | 0.40            | 20.84         | 0.46            | 24.30        | 24.30     | 0.00 |
| <b>Directory Enquiries</b>  | <b>149</b>    | <b>283.72</b>    | <b>111.72</b>   | <b>39.38</b>  | <b>198.73</b>   | <b>70.04</b> |           |      |

|                    |              |                 |               |             |               |             |       |      |
|--------------------|--------------|-----------------|---------------|-------------|---------------|-------------|-------|------|
| Peak               | 104          | 211.02          | 80.59         | 38.19       | 145.93        | 69.16       | 40.14 | 0.00 |
| OffPeak            | 16           | 22.92           | 10.75         | 46.91       | 18.12         | 79.07       | 34.36 | 0.00 |
| Weekend            | 29           | 49.78           | 20.38         | 40.94       | 34.67         | 69.65       | 39.06 | 0.00 |
| <b>Data</b>        | <b>3,040</b> | <b>7,547.03</b> | <b>133.66</b> | <b>1.77</b> | <b>226.41</b> | <b>3.00</b> |       |      |
| Peak               | 2,263        | 5,636.40        | 99.86         | 1.77        | 169.09        | 3.00        | 3.00  | 0.00 |
| OffPeak            | 676          | 1,519.90        | 26.93         | 1.77        | 45.60         | 3.00        | 3.00  | 0.00 |
| Weekend            | 101          | 390.73          | 6.88          | 1.76        | 11.72         | 3.00        | 3.00  | 0.00 |
| <b>Unspecified</b> | <b>777</b>   | <b>3,772.42</b> | <b>278.95</b> | <b>7.39</b> | <b>286.22</b> | <b>7.59</b> |       |      |
| Peak               | 487          | 2,469.57        | 183.98        | 7.45        | 188.10        | 7.62        | 5.85  | 0.00 |
| OffPeak            | 137          | 488.87          | 38.28         | 7.83        | 39.72         | 8.13        | 5.32  | 0.00 |
| Weekend            | 153          | 813.98          | 56.70         | 6.97        | 58.40         | 7.17        | 5.10  | 0.00 |

**This comparison shows a saving of 16.84 %**



## **Calls To Mobile Networks**

---



## Mobile Comparison

| Call Type       | Number of Calls | Number of Minutes | Current Tariff  |              | Wavenet - Demo  |              |           |
|-----------------|-----------------|-------------------|-----------------|--------------|-----------------|--------------|-----------|
|                 |                 |                   | Cost            | AVG. ppm     | Cost            | AVG. ppm     | Rate Card |
|                 | <b>6,783</b>    | <b>11,983.30</b>  | <b>1,138.20</b> | <b>9.50</b>  | <b>1,054.33</b> | <b>8.80</b>  |           |
| <b>O2</b>       | <b>932</b>      | <b>1,525.47</b>   | <b>148.62</b>   | <b>9.74</b>  | <b>122.04</b>   | <b>8.00</b>  |           |
| Peak            | 714             | 1,093.20          | 114.54          | 10.48        | 87.46           | 8.00         | 8.00      |
| OffPeak         | 71              | 232.42            | 11.35           | 4.88         | 18.59           | 8.00         | 8.00      |
| Weekend         | 147             | 199.85            | 22.73           | 11.37        | 15.99           | 8.00         | 8.00      |
| <b>Dolphin</b>  | <b>5</b>        | <b>41.23</b>      | <b>6.01</b>     | <b>14.58</b> | <b>6.62</b>     | <b>16.05</b> |           |
| Peak            | 3               | 28.85             | 4.23            | 14.66        | 4.54            | 15.75        | 15.75     |
| OffPeak         | 1               | 12.12             | 1.76            | 14.49        | 2.03            | 16.75        | 16.75     |
| Weekend         | 1               | 0.27              | 0.03            | 10.50        | 0.04            | 16.75        | 16.75     |
| <b>T-Mobile</b> | <b>3,341</b>    | <b>5,809.00</b>   | <b>511.91</b>   | <b>8.81</b>  | <b>464.72</b>   | <b>8.00</b>  |           |
| Peak            | 2,315           | 3,965.92          | 361.55          | 9.12         | 317.27          | 8.00         | 8.00      |
| OffPeak         | 319             | 605.83            | 48.42           | 7.99         | 48.47           | 8.00         | 8.00      |
| Weekend         | 707             | 1,237.25          | 101.94          | 8.24         | 98.98           | 8.00         | 8.00      |
| <b>Orange</b>   | <b>594</b>      | <b>1,155.40</b>   | <b>94.21</b>    | <b>8.15</b>  | <b>92.43</b>    | <b>8.00</b>  |           |
| Peak            | 438             | 880.63            | 68.62           | 7.79         | 70.45           | 8.00         | 8.00      |
| OffPeak         | 50              | 113.02            | 8.94            | 7.91         | 9.04            | 8.00         | 8.00      |
| Weekend         | 106             | 161.75            | 16.65           | 10.30        | 12.94           | 8.00         | 8.00      |
| <b>Vodafone</b> | <b>1,246</b>    | <b>2,297.85</b>   | <b>206.76</b>   | <b>9.00</b>  | <b>183.83</b>   | <b>8.00</b>  |           |
| Peak            | 1,024           | 1,802.35          | 169.58          | 9.41         | 144.19          | 8.00         | 8.00      |
| OffPeak         | 63              | 131.90            | 9.66            | 7.33         | 10.55           | 8.00         | 8.00      |
| Weekend         | 159             | 363.60            | 27.51           | 7.57         | 29.09           | 8.00         | 8.00      |
| <b>3 Mobile</b> | <b>665</b>      | <b>1,154.35</b>   | <b>170.69</b>   | <b>14.79</b> | <b>184.70</b>   | <b>16.00</b> |           |
| Peak            | 489             | 832.58            | 152.27          | 18.29        | 133.21          | 16.00        | 16.00     |
| OffPeak         | 49              | 58.33             | 8.35            | 14.32        | 9.33            | 16.00        | 16.00     |
| Weekend         | 127             | 263.43            | 10.06           | 3.82         | 42.15           | 16.00        | 16.00     |

**This comparison shows a saving of 7.37 %**



## **Calls To International Destinations**

---



## International Call Pattern Analysis

| Call Type             | Number of Calls | Number of Minutes | Current Tariff |          | Wavenet - Demo |          |           |
|-----------------------|-----------------|-------------------|----------------|----------|----------------|----------|-----------|
|                       |                 |                   | Cost           | AVG. ppm | Cost           | AVG. ppm | Rate Card |
| Total                 | 632             | 2,845.78          | 221.33         | 7.78     | 131.99         | 4.64     | 4.73      |
| Australia - Mobile    | 2               | 30.72             | 9.84           | 32.02    | 5.07           | 16.50    | 16.50     |
| Germany               | 9               | 32.62             | 0.96           | 2.93     | 0.73           | 2.25     | 2.25      |
| Germany - Mobile      | 6               | 14.02             | 3.69           | 26.29    | 1.96           | 14.00    | 14.00     |
| Ghana - Mobile        | 1               | 0.47              | 0.43           | 91.29    | 0.14           | 30.58    | 30.58     |
| Greece                | 15              | 76.65             | 2.20           | 2.87     | 1.72           | 2.25     | 2.25      |
| Greece - Mobile       | 4               | 7.05              | 1.85           | 26.30    | 0.76           | 10.80    | 10.80     |
| Ireland               | 202             | 925.25            | 25.64          | 2.77     | 20.82          | 2.25     | 2.25      |
| Ireland - Mobile      | 51              | 150.37            | 39.55          | 26.30    | 22.56          | 15.00    | 15.00     |
| Italy                 | 22              | 132.95            | 3.04           | 2.29     | 2.99           | 2.25     | 2.25      |
| Italy - Mobile        | 5               | 4.60              | 1.21           | 26.33    | 0.87           | 19.00    | 19.00     |
| Netherlands           | 13              | 25.70             | 1.55           | 6.02     | 0.58           | 2.25     | 2.25      |
| Nigeria - Mobile      | 1               | 0.27              | 0.24           | 91.50    | 0.12           | 44.00    | 44.00     |
| Poland                | 20              | 40.75             | 3.37           | 8.27     | 1.13           | 2.78     | 2.78      |
| Russian Federation    | 2               | 5.58              | 0.84           | 15.01    | 0.41           | 7.27     | 7.27      |
| South Africa          | 27              | 251.13            | 37.69          | 15.01    | 17.73          | 7.06     | 7.06      |
| South Africa - Mobile | 15              | 172.45            | 63.89          | 37.05    | 27.94          | 16.20    | 16.20     |
| Spain                 | 2               | 6.03              | 0.30           | 5.02     | 0.12           | 2.00     | 2.00      |
| Spain - Mobile        | 6               | 19.90             | 5.23           | 26.29    | 3.16           | 15.90    | 15.90     |
| Switzerland           | 6               | 16.90             | 0.71           | 4.19     | 0.60           | 3.53     | 3.53      |
| Switzerland - Mobile  | 2               | 6.45              | 1.70           | 26.29    | 1.12           | 17.40    | 17.40     |
| Uganda                | 1               | 1.78              | 1.43           | 80.02    | 0.21           | 11.56    | 11.56     |
| Uganda - Mobile       | 1               | 0.28              | 0.29           | 101.29   | 0.46           | 162.65   | 145.00    |
| United States         | 219             | 923.87            | 15.70          | 1.70     | 20.79          | 2.25     | 2.25      |

**This comparison shows a saving of 40.37 %**



## **Calls To Directory Enquiries**

---



## Directory Enquiries Call Pattern Analysis

|        |  |          |                | Current Tariff |           | Wavenet - Demo |           | Rate Card |      |
|--------|--|----------|----------------|----------------|-----------|----------------|-----------|-----------|------|
|        |  | Quantity | Duration (min) | Cost           | AVG. ppm  | Cost           | AVG. ppm  | ppm       | mcc  |
| Total  |  | 149.00   | 283.72         | 111.72         | 39.38     | 198.73         | 70.04     | 39.31     | 0.00 |
| 118060 | dq12 - Directory Enquiries - Per minute charge             | 1.00     | 0.40           | 0.51           | 127.75    | 0.51           | 127.66    | 127.66    | 0.00 |
| 118000 | dq33 - Directory Enquiries - Fixed fee and timed duration2 | 2.00     | 1.92           | 0.91           | 47.22     | 0.33           | 17.02     | 17.02     | 0.00 |
| 118110 | dq65 - Directory Enquiries - Fixed fee and timed duration  | 1.00     | 0.02           | 1.71           | 10,230.00 | 1.70           | 10,226.51 | 8.51      | 0.00 |
| 118500 | dq106 - Directory Enquiries - Fixed fee and timed duration | 38.00    | 69.17          | 29.99          | 43.36     | 55.95          | 80.89     | 66.38     | 0.00 |
| 118247 | dq109 - Directory Enquiries - Fixed fee and timed duration | 4.00     | 7.30           | 2.54           | 34.79     | 4.59           | 62.86     | 25.22     | 0.00 |
| 118888 | dq108 - Directory Enquiries - Fixed fee and timed duration | 2.00     | 3.28           | 1.54           | 46.78     | 3.12           | 95.06     | 42.61     | 0.00 |
| 118811 | dq110 - Directory Enquiries - Fixed fee and timed duration | 1.00     | 0.70           | 0.34           | 48.57     | 0.35           | 49.71     | 0.00      | 0.00 |
| 118118 | dq112 - Directory Enquiries - Fixed fee and timed duration | 100.00   | 200.93         | 74.20          | 36.93     | 132.18         | 65.78     | 29.79     | 0.00 |

**This comparison shows an increase of 77.88 %**



## **Calls To Premium Rate Numbers**

---



## Premium Rate Call Pattern Analysis

|             |                                       |          |                | Current Tariff |          | Wavenet - Demo |          | Rate Card |      |
|-------------|---------------------------------------|----------|----------------|----------------|----------|----------------|----------|-----------|------|
|             |                                       | Quantity | Duration (min) | Cost           | AVG. ppm | Cost           | AVG. ppm | ppm       | mcc  |
| Total       |                                       | 3        | 5.70           | 7.33           | 128.53   | 2.50           | 43.91    | 28.53     | 0.00 |
| 09064532047 | p1 - Calls to Premium Rate Services   | 1        | 5.63           | 7.19           | 127.65   | 2.41           | 42.79    | 42.79     | 0.00 |
| 09064532059 | p1 - Calls to Premium Rate Services   | 1        | 0.02           | 0.05           | 300.00   | 0.01           | 42.79    | 42.79     | 0.00 |
| 08716972145 | ff28 - Calls to Premium Rate Services | 1        | 0.05           | 0.09           | 170.00   | 0.09           | 170.00   | 0.00      | 0.00 |

**This comparison shows a saving of 65.89 %**



## **Unspecified Calls**

---



## Unspecified Calls Call Pattern Analysis

|             |   | Quantity | Duration (min) | Duration (min) |          | Wavenet - Demo |          | Rate Card |      |
|-------------|---|----------|----------------|----------------|----------|----------------|----------|-----------|------|
|             |   |          |                | Cost           | AVG. ppm | Cost           | AVG. ppm | ppm       | mcc  |
| Total       |   | 777      | 3,772.42       | 278.95         | 7.39     | 286.22         | 7.59     | 5.61      | 0.00 |
| 07785678777 | c - Calls to Message Services and Personal Numbering Services | 1        | 1.17           | 0.18           | 15.77    | 0.13           | 11.56    | 11.56     | 0.00 |
| 07836042663 | c - Calls to Message Services and Personal Numbering Services | 2        | 6.67           | 0.40           | 6.02     | 0.77           | 11.56    | 11.56     | 0.00 |
| 07836083025 | c - Calls to Message Services and Personal Numbering Services | 1        | 0.78           | 0.15           | 18.64    | 0.09           | 11.56    | 11.56     | 0.00 |
| 08444456691 | g6 - Calls not including Internet Services                    | 1        | 0.80           | 0.05           | 6.25     | 0.03           | 4.25     | 4.25      | 0.00 |
| 08445456341 | g6 - Calls not including Internet Services                    | 22       | 125.12         | 5.49           | 4.39     | 5.32           | 4.25     | 4.25      | 0.00 |
| 08445589659 | g6 - Calls not including Internet Services                    | 1        | 0.12           | 0.05           | 42.86    | 0.00           | 4.25     | 4.25      | 0.00 |
| 08445781775 | g6 - Calls not including Internet Services                    | 8        | 49.62          | 2.23           | 4.49     | 2.11           | 4.25     | 4.25      | 0.00 |
| 08445788433 | g6 - Calls not including Internet Services                    | 1        | 0.23           | 0.05           | 21.43    | 0.01           | 4.25     | 4.25      | 0.00 |
| 08445789875 | g6 - Calls not including Internet Services                    | 60       | 285.78         | 12.71          | 4.45     | 12.15          | 4.25     | 4.25      | 0.00 |
| 08445795659 | g6 - Calls not including Internet Services                    | 1        | 1.73           | 0.07           | 4.27     | 0.07           | 4.25     | 4.25      | 0.00 |
| 08445856637 | g6 - Calls not including Internet Services                    | 2        | 1.50           | 0.10           | 6.67     | 0.06           | 4.25     | 4.25      | 0.00 |

|                    |  |    |        |       |       |       |      |      |      |
|--------------------|--|----|--------|-------|-------|-------|------|------|------|
| 08448176323        | g6 - Calls not including Internet Services | 1  | 4.45   | 0.08  | 1.71  | 0.19  | 4.25 | 4.25 | 0.00 |
| 08715477341        | g6 - Calls not including Internet Services | 14 | 39.48  | 2.88  | 7.30  | 1.68  | 4.25 | 4.25 | 0.00 |
| 08715485349        | g6 - Calls not including Internet Services | 2  | 6.65   | 0.46  | 6.87  | 0.28  | 4.25 | 4.25 | 0.00 |
| 08715856715        | g6 - Calls not including Internet Services | 20 | 65.87  | 5.67  | 8.61  | 2.80  | 4.25 | 4.25 | 0.00 |
| 08712105209        | g7 - Calls not including Internet Services | 3  | 4.35   | 0.43  | 9.77  | 0.37  | 8.51 | 8.51 | 0.00 |
| 08712345653        | g7 - Calls not including Internet Services | 5  | 2.85   | 0.29  | 10.14 | 0.24  | 8.51 | 8.51 | 0.00 |
| 08712376321        | g7 - Calls not including Internet Services | 2  | 2.60   | 0.26  | 10.12 | 0.22  | 8.51 | 8.51 | 0.00 |
| 08712466221        | g7 - Calls not including Internet Services | 1  | 0.28   | 0.05  | 17.65 | 0.02  | 8.51 | 8.51 | 0.00 |
| 08712660747        | g7 - Calls not including Internet Services | 3  | 1.60   | 0.19  | 12.13 | 0.14  | 8.51 | 8.51 | 0.00 |
| 08712881745        | g7 - Calls not including Internet Services | 1  | 5.87   | 0.50  | 8.52  | 0.50  | 8.51 | 8.51 | 0.00 |
| 08712885101        | g7 - Calls not including Internet Services | 1  | 1.48   | 0.13  | 8.56  | 0.13  | 8.51 | 8.51 | 0.00 |
| 08712890097        | g7 - Calls not including Internet Services | 54 | 473.18 | 40.34 | 8.52  | 40.27 | 8.51 | 8.51 | 0.00 |
| 08712896323        | g7 - Calls not including Internet Services | 1  | 12.80  | 1.09  | 8.52  | 1.09  | 8.51 | 8.51 | 0.00 |
| 08713156343        | g7 - Calls not including Internet Services | 4  | 35.83  | 2.75  | 7.67  | 3.05  | 8.51 | 8.51 | 0.00 |
| 087150291267507663 | g7 - Calls not including Internet Services | 1  | 10.30  | 0.70  | 6.82  | 0.88  | 8.51 | 8.51 | 0.00 |

|             |  |    |        |       |       |       |      |      |      |
|-------------|--|----|--------|-------|-------|-------|------|------|------|
| 08716685197 | g7 - Calls not including Internet Services | 1  | 2.53   | 0.22  | 8.53  | 0.22  | 8.51 | 8.51 | 0.00 |
| 08716691139 | g7 - Calls not including Internet Services | 1  | 0.92   | 0.08  | 8.51  | 0.08  | 8.51 | 8.51 | 0.00 |
| 08717122653 | g7 - Calls not including Internet Services | 2  | 0.57   | 0.10  | 17.65 | 0.05  | 8.51 | 8.51 | 0.00 |
| 08719436431 | g7 - Calls not including Internet Services | 2  | 0.40   | 0.10  | 25.00 | 0.03  | 8.51 | 8.51 | 0.00 |
| 08719438341 | g7 - Calls not including Internet Services | 30 | 226.98 | 19.38 | 8.54  | 19.32 | 8.51 | 8.51 | 0.00 |
| 08719440305 | g7 - Calls not including Internet Services | 3  | 3.87   | 0.37  | 9.65  | 0.33  | 8.51 | 8.51 | 0.00 |
| 08719441977 | g7 - Calls not including Internet Services | 10 | 137.32 | 11.69 | 8.51  | 11.69 | 8.51 | 8.51 | 0.00 |
| 08719446309 | g7 - Calls not including Internet Services | 26 | 66.32  | 5.69  | 8.57  | 5.64  | 8.51 | 8.51 | 0.00 |
| 08719447321 | g7 - Calls not including Internet Services | 4  | 38.25  | 3.26  | 8.52  | 3.26  | 8.51 | 8.51 | 0.00 |
| 08719452315 | g7 - Calls not including Internet Services | 1  | 11.33  | 0.97  | 8.51  | 0.96  | 8.51 | 8.51 | 0.00 |
| 08719454317 | g7 - Calls not including Internet Services | 8  | 20.73  | 1.82  | 8.77  | 1.76  | 8.51 | 8.51 | 0.00 |
| 08719474191 | g7 - Calls not including Internet Services | 1  | 1.73   | 0.15  | 8.54  | 0.15  | 8.51 | 8.51 | 0.00 |
| 08719842121 | g7 - Calls not including Internet Services | 1  | 1.38   | 0.12  | 8.53  | 0.12  | 8.51 | 8.51 | 0.00 |
| 08444013743 | g8 - Calls not including Internet Services | 1  | 10.23  | 0.44  | 4.26  | 0.09  | 0.85 | 0.85 | 0.00 |
| 08444023997 | g8 - Calls not including Internet Services | 1  | 1.95   | 0.07  | 3.44  | 0.02  | 0.85 | 0.85 | 0.00 |

|             |   |    |        |       |       |       |      |      |      |
|-------------|---|----|--------|-------|-------|-------|------|------|------|
| 08448680563 | g8 - Calls not including Internet Services  | 1  | 1.10   | 0.05  | 4.55  | 0.01  | 0.85 | 0.85 | 0.00 |
| 08448688845 | g8 - Calls not including Internet Services  | 2  | 6.30   | 0.10  | 1.59  | 0.05  | 0.85 | 0.85 | 0.00 |
| 08444697561 | g9 - Calls not including Internet Services  | 20 | 188.15 | 3.52  | 1.87  | 3.20  | 1.70 | 1.70 | 0.00 |
| 08444375511 | g10 - Calls not including Internet Services | 2  | 2.60   | 0.11  | 4.31  | 0.17  | 6.40 | 2.55 | 0.00 |
| 08444396725 | g10 - Calls not including Internet Services | 3  | 5.50   | 0.28  | 5.00  | 0.29  | 5.28 | 2.55 | 0.00 |
| 08444249047 | g11 - Calls not including Internet Services | 2  | 7.92   | 0.21  | 2.64  | 0.70  | 8.78 | 3.40 | 0.00 |
| 08712936801 | g12 - Calls not including Internet Services | 1  | 0.80   | 0.07  | 8.63  | 0.04  | 5.11 | 5.11 | 0.00 |
| 08712990613 | g12 - Calls not including Internet Services | 1  | 0.68   | 0.06  | 8.63  | 0.03  | 5.11 | 5.11 | 0.00 |
| 08717459341 | g12 - Calls not including Internet Services | 2  | 4.37   | 0.37  | 8.54  | 0.22  | 5.11 | 5.11 | 0.00 |
| 08717459441 | g12 - Calls not including Internet Services | 1  | 2.10   | 0.18  | 8.52  | 0.11  | 5.11 | 5.11 | 0.00 |
| 08717543189 | g12 - Calls not including Internet Services | 84 | 688.57 | 35.69 | 5.18  | 35.19 | 5.11 | 5.11 | 0.00 |
| 08717547189 | g12 - Calls not including Internet Services | 2  | 0.53   | 0.10  | 18.75 | 0.03  | 5.11 | 5.11 | 0.00 |
| 08714880321 | g13 - Calls not including Internet Services | 19 | 142.12 | 12.13 | 8.54  | 8.47  | 5.96 | 5.96 | 0.00 |
| 08717913491 | g13 - Calls not including Internet Services | 3  | 5.17   | 0.35  | 6.74  | 0.31  | 5.96 | 5.96 | 0.00 |
| 08712624715 | g14 - Calls not including Internet Services | 2  | 13.63  | 1.16  | 8.52  | 0.93  | 6.81 | 6.81 | 0.00 |

|             |   |     |        |       |       |       |        |      |      |
|-------------|---|-----|--------|-------|-------|-------|--------|------|------|
| 08718856341 | g14 - Calls not including Internet Services | 1   | 0.10   | 0.05  | 50.00 | 0.01  | 6.81   | 6.81 | 0.00 |
| 08718856343 | g14 - Calls not including Internet Services | 13  | 35.28  | 3.05  | 8.64  | 2.40  | 6.81   | 6.81 | 0.00 |
| 08718856403 | g14 - Calls not including Internet Services | 6   | 18.02  | 1.54  | 8.53  | 1.23  | 6.81   | 6.81 | 0.00 |
| 08713076943 | g15 - Calls not including Internet Services | 93  | 308.38 | 23.89 | 7.75  | 23.62 | 7.66   | 7.66 | 0.00 |
| 08713321775 | g15 - Calls not including Internet Services | 1   | 10.83  | 0.83  | 7.66  | 0.83  | 7.66   | 7.66 | 0.00 |
| 08713322623 | g15 - Calls not including Internet Services | 1   | 0.50   | 0.05  | 10.00 | 0.04  | 7.66   | 7.66 | 0.00 |
| 08713325937 | g15 - Calls not including Internet Services | 1   | 0.43   | 0.05  | 11.54 | 0.03  | 7.66   | 7.66 | 0.00 |
| 08713332481 | g15 - Calls not including Internet Services | 95  | 516.42 | 39.80 | 7.71  | 39.56 | 7.66   | 7.66 | 0.00 |
| 08713587633 | g15 - Calls not including Internet Services | 7   | 82.12  | 6.33  | 7.71  | 6.29  | 7.66   | 7.66 | 0.00 |
| 08447860361 | g20 - Calls not including Internet Services | 2   | 22.75  | 0.24  | 1.06  | 1.06  | 4.65   | 4.21 | 0.00 |
| 05600966217 | g21 - Calls to new voice services           | 1   | 0.10   | 0.00  | 2.00  | 0.05  | 54.16  | 4.16 | 0.00 |
| 123         | Timeline - Business                         | 106 | 42.32  | 27.03 | 63.88 | 45.05 | 106.46 | 0.00 | 0.00 |

**This comparison shows an increase of 2.61 %**



---

## **Adopted Call Types**